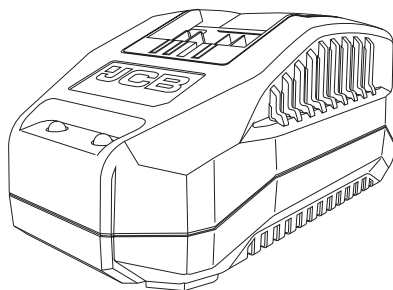


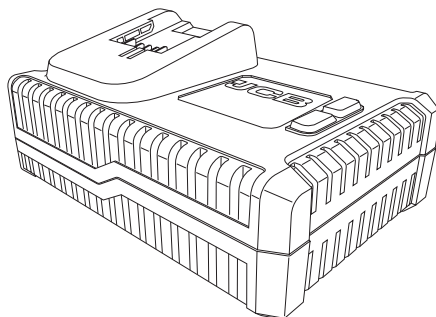


POWER TOOL INSTRUCTION & USER MANUAL

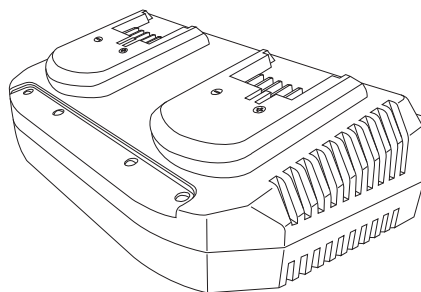
21-18VFC



21-18VSFC



21-18VDC



21-18BC

Original Instructions

IM-18BC-EN
Iss: 06/2021



GENERAL WARNINGS & DISPOSAL



To reduce the risk of injury, the user must read the instruction manual.



This symbol is used throughout this manual to warn the user about potential risks. Please read & understand these sections before using the device.



Class II - Device is double insulated; Earthing wire is therefore not necessary.



This device is suitable for indoor use only and should be kept away from rain and moisture.



Save all warnings and instructions for future reference.



Fuse must be replaced with rating specified on the product label.



Positive terminal



Negative terminal



This product has been marked with a symbol relating to removing electric and electronic waste. The product should not be discarded with household waste but must be returned to a collection system which conforms to the EU Directive 2012/19/EU or the UK Waste Electrical and Electronic Equipment Regulations 2013. It will then be recycled or dismantled in order to reduce the impact on the environment. Electric and electronic equipment can be hazardous for the environment and for human health since they may contain hazardous substances.

The month and year of manufacture can be found within the product serial number e.g. MMYYPXXXXXX. Where production month (MM) and production year (YY) are included.



Contents

CHARGER SAFETY	4
COMPONENT LIST	5
CHARGER TECHNICAL DATA	5
LITHIUM ION BATTERY TECHNICAL DATA	6
OPERATING INSTRUCTIONS	6
Intended Use	6
Maintenance	7
Transport and Storage	7
WARRANTY STATEMENT	8
Terms and Conditions	8
EU/UK DECLARATION OF CONFORMITY	10



CHARGER SAFETY

WARNING!

Read all safety warnings, instructions and specifications provided with this charger. Failure to follow all instructions listed below may result in electric shock, fire and/or serious injury. **Save all warnings and instructions for future reference.**

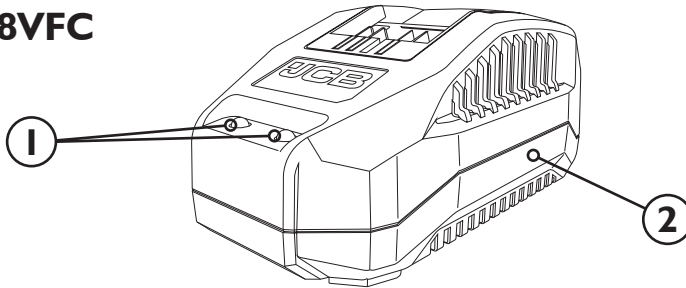
- › **To reduce risk of injury, only charge JCB rechargeable batteries.** The charger and battery packs are specifically designed to work together. Other types of batteries may burst causing fire and personal injury.
- › **Do not allow any liquid to get inside the charger.** Electric shock may result.
- › **Do not expose the charger to rain or snow.**
- › **Under certain conditions with the charger plugged into the power supply, the exposed charging contacts inside the charger can be shorted by foreign materials.** Foreign materials of a conductive nature such as, but not limited to, steel, wool, aluminium foil or any buildup of metallic particles should be kept away from charger cavities.
- › **Always unplug the charger from the power supply when there is no battery in the cavity.**
- › **Unplug the charger from the power supply before attempting to clean.**
- › **Do not operate the charger with a damaged cord or plug.** Have them replaced immediately.
- › **These chargers are designed to operate on 220-240V AC input voltage (Note: the dual charger can additionally operate on 100-240 AC input voltage). Do not attempt to use them on any other supply voltage.**
- › **This appliance can be used by children aged from 8 years and above and persons with reduced physical, sensory or mental capabilities or lack of experience and knowledge if they have been given supervision or instruction concerning use of the appliance in a safe way and understand the hazards involved.**
Children shall not play with the appliance. Cleaning and user maintenance shall not be made by children without supervision.
- › **If the supply cord is damaged, it must be replaced by the manufacturer, its service agent or similarly qualified persons in order to avoid a hazard.**



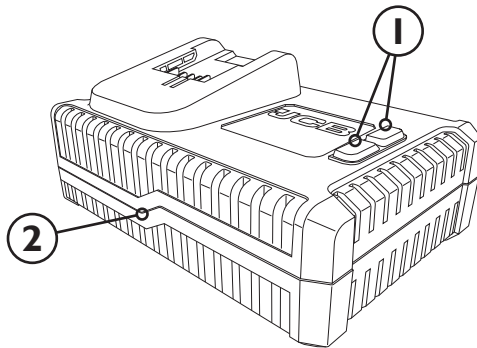
COMPONENT LIST

- 1. INDICATOR LED
- 2. CHARGER

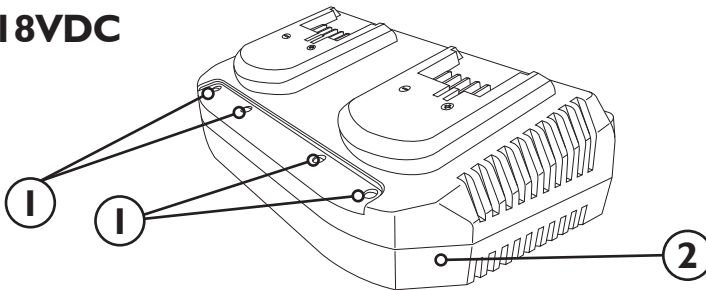
21-18VFC



21-18VSFC



21-18VDC



CHARGER TECHNICAL DATA

Charger Code	Input Data	Output Data
21-18VFC	AC 220-240V, 50-60Hz, 70W	14.4 - 18V d.c. 2.4A
21-18VSFC	AC 220-240V, 50-60Hz, 105W	14.4 - 18V d.c. 4.0A
21-18VDC	AC 100-240V, 50-60Hz, 200W	20.5V d.c. 2 x 3.5A



LITHIUM ION BATTERY TECHNICAL DATA

Battery Code	Battery Size	Number of cells	Voltage	Battery Capacity	Charge Time (Fast Charger)	Charge Time (Super Fast Charger)	Charge Time (Dual Charger)
21-20LI	Small	5	18V	2.0Ah	45 mins	30 mins	35 mins
21-30LI	Large	10	18V	3.0Ah	65 mins	40 mins	45 mins
21-40LI	Large	10	18V	4.0Ah	90 mins	55 mins	60 mins
21-50LI	Large	10	18V	5.0Ah	110 mins	65 mins	75 mins
Charger Fuse Rating:					T2.4A	T3.15A	T5A
Times given as a guide only. Battery charge and discharge times dependant on age, usage and condition.							

OPERATING INSTRUCTIONS

Intended Use

These chargers are intended for use only with compatible JCB 18V power tools and lithium-ion battery packs.

The charger must not be modified or used for any other purposes than the ones described in these instructions.

Battery

NOTE

The charger must be disconnected from the power supply when inserting or removing the battery.

- **Do not use excessive force when inserting or removing the battery pack from the charger.** An incorrectly connected battery can damage the battery terminals or the battery socket on the power tool or charger.
- Use the button on the battery to check the charging status; 4 red LEDs indicates fully charged, where 1 red LED indicates low battery charge status.

Charging The Battery

WARNING!

After charging for the first time, ensure the battery is completely discharged before placing on charge again. Repeat this charging and discharging cycle 4 to 5 times to ensure the battery is correctly conditioned.

- Place the battery charger on a level and stable surface. Connect the battery pack to the charger so that it clicks in to place.
- Plug the charger into a suitable power supply. Note: ensure the voltage on the charger rating label matches the power supply voltage.
- Refer to the Battery Charge Level table below for battery charger status as displayed by the charger indicator LED lights.
- When the battery pack is fully charged, unplug the battery charger from the power supply and remove the battery pack from the charger.



Battery Charge Level

Red LED	Green LED	Battery Charge Status
		Charger is connected to mains power
		Connected battery is charging
		Connected battery is fully charged
		Connected battery has a charging fault
		Charger is outside correct operating temperature range (<math><0^{\circ}\text{C}</math> / $>40^{\circ}\text{C}$)

If the LEDs on the charger do not illuminate when charging:

- > Check that mains plug is properly connected to the power supply and the supply is switched on.
- > Check that the battery is correctly inserted in the charger.

Connecting the battery to the power tool

- > Connect the battery to the battery socket on the tool so that it clicks into place.

Removing the battery from the power tool

- > Press the battery release button and remove the battery from the tool.

Maintenance

WARNING!

Remove the battery pack from the battery charger before cleaning and maintenance. This helps avoid the risk of electric shocks and accidental injury.

- > Wipe the battery charger with a dry or damp cloth. **Do not use a wet cloth. Do not use detergent that contains solvent or corrosive, abrasive**

additives. This risks damaging the surfaces of the charger.

- > Clear the battery charger connection terminals of dust and dirt after each use. **Do not clean terminals by inserting sharp objects in them, such as screwdrivers and other similar objects.**
- > Stubborn contamination in areas hard to access can be removed with compressed air (max 3. bar).
- > Regularly check all fasteners, screws and bolts to make sure that they are tight. Tighten any loose screws immediately or serious injury could occur.

WARNING!

Never open the battery charger. The battery charger has no internal parts that the user can service or repair. Never try to repair the battery charger yourself. Take to an authorised service centre.

Transport and Storage

- > If the battery charger will remain unused for any length of time, it should be stored in the original packaging, or in a compatible JCB power tool storage insert.
- > Store the battery charger in a dry, frost-free, well ventilated place with a temperature of no more than 40°C.
- > Keep all battery chargers out of the reach of children.
- > Always remove the battery from the battery charger before transport.
- > Ensure that the battery charger is not at risk of being exposed to excessive vibration and shocks during transport, especially if the battery charger will be transported by car or other vehicle.



WARRANTY STATEMENT

JCB Power Tools are guaranteed against manufacturing defects for up to 3 years from date of purchase by simply registering your product online within 30 days. Proof of purchase required. This does not affect your statutory rights.

To register your JCB Power Tool, please visit: jcb-tools.com

Online registration is required within 30 days to receive a warranty certificate to activate your standard 3 year warranty. Registration is only available online via www.jcb-tools.com. You will need your original sales receipt, the model number and the serial number (if applicable) of your product. Kits comprising of two or more tools are excluded from single registration and must be registered individually for full warranty cover.

Upon successful registration, a warranty certificate will be available to download, print or save as a PDF document. The relevant warranty certificate together with the original sales receipt will be required in the event of any claim within the warranty period.

Should you choose not to register your product within 30 days of purchase, your statutory consumer rights will not be affected. You will need the original sales receipt as proof of purchase in the event of a warranty claim.

Warranty cover commences from the date of purchase on the retail sales receipt and is valid only for JCB Tools products purchased within the UK bearing the CE and UKCA mark and a visible serial number.

In the unlikely event your JCB Power Tool is subject to a manufacturing fault within the warranty period, JCB Tools may repair the product by replacing defective parts free of charge at our discretion. In the event parts are irreplaceable JCB Tools may replace your product free of charge. The original product will remain the property of JCB Tools in this situation.

The above repair or replacement of products will be undertaken providing that:

- › The product has been subject to fair wear and tear only.
- › The product has not been subject to accidental or cosmetic damage.



- › The product has not been misused and has been used only in accordance with the instruction manual provided.
- › The product has not been subject to overload or insufficient servicing and maintenance.
- › The product has not been subject to any abnormal environmental conditions or inappropriate operating conditions.
- › Repairs have not been attempted by an unauthorised person and no modifications have been made to the product.
- › Repairs have not been undertaken using non-genuine spare parts.

JCB Power Tools used for Hire Fleets or as part of B2B and Service Contracts are not covered by these terms and conditions.

JCB Tools 3 Year Warranty excludes the following (where applicable):

- › Components normally subject to wear such as carbon brushes.
- › Batteries, Chucks and Chargers.
- › Accessories and consumable items.
- › Cases and tool storage products.

If your product develops a fault within 30 days of purchase, return it to the retailer where it was purchased together with your sales receipt. If a product develops a fault after 30 days a warranty claim must be submitted.








If you have a warranty claim please take your product, original sales receipt and if applicable, a copy of your extended warranty certificate to your place of purchase or nearest JCB Tools retailer.

If you wish to send your product to us directly, please send to JCB Tools, Unit 55, Romsey Industrial Estate, Greatbridge Road, Romsey, Hampshire, SO51 0HR, along with your original receipt and, if applicable, a copy of your extended warranty certificate. Delivery and repair charges may apply at our discretion should the warranty claim be invalid for any of the reasons illustrated above. In the event charges are not accepted the product will be retained by JCB Tools and remain the property of JCB Tools.








The information on both your sales receipt and your extended warranty certificate must match.

JCB TOOLS WILL NOT BE LIABLE FOR ANY INJURIES OR CONSEQUENTIAL DAMAGES RESULTING FROM USE OF THIS PRODUCT.



EU DECLARATION OF CONFORMITY		  		UK DECLARATION OF CONFORMITY
1.	PRODUCT(S) COVERED BY THIS DECLARATION:	Product: UK Product Code No. EU Product Code No. Factory Reference No.	JCB 18V 2.4A Li-Ion Battery Fast Charger JCB-18VFC, 21-18VFC JCB-18VFC-E PLCP-001A	Batch Number: P.O.
2.	IDENTIFICATION DETAILS OF MANUFACTURER:	Name: Address: Country:	Yellow & Black Tools Ltd. (T/A: JCB Tools) Unit 55 Romsey Industrial Estate, Greatbridge Road Romsey, Hampshire SO51 0HR UK	
	AUTHORISED REPRESENTATIVE:	Name: Address: Country:	Authorised Representative Service 77 Camden Street Lower Dublin D02 XE80 Ireland	
THIS DECLARATION OF CONFORMITY IS ISSUED UNDER THE SOLE RESPONSIBILITY OF THE MANUFACTURER				
4.	OBJECT OF THE DECLARATION:	Product: Function:	18V 2.4A Li-Ion Battery Charger Charging of JCB Li-Ion Battery Packs	
5i.	THE OBJECT OF THE DECLARATION DESCRIBED IN POINT 4 IS IN CONFORMITY WITH THE RELEVANT UNION HARMONISATION LEGISLATION:	2014/35/EU	The Low Voltage Directive	
		2014/30/EU	The Electromagnetic Compatibility Directive	
		2011/65/EU	The Restriction of Hazardous Substances Directive	
5ii.	THE OBJECT OF THE DECLARATION DESCRIBED IN POINT 4 IS IN CONFORMITY WITH THE RELEVANT UK STATUTORY INSTRUMENTS:	2016 No. 1101	The Electrical Equipment (Safety) Regulations 2016	
		2016 No. 1091	The Electromagnetic Compatibility Regulations 2016	
		2012 No. 3032	The Restriction of the Use of Certain Hazardous Substances in Electrical and Electronic Equipment Regulations 2012	
6.	REFERENCES TO THE RELEVANT HARMONISED SAFETY STANDARDS USED OR REFERENCES TO THE OTHER TECHNICAL SPECIFICATIONS IN RELATION TO WHICH CONFORMITY IS DECLARED:	EN 62841-1:2015 EN 60335-1:2012+A11+A13 EN 60335-2-29:2004+A2 EN 62233:2008 EN 55014-1:2006+A1+A2 EN 55014-2:2015 EN 61000-3-2:2014 EN 61000-3-3:2013	Electric motor-operated hand-held tools, transportable tools and lawn and garden machinery. Safety. General requirements Household and similar electrical appliances. Safety. General requirements Household and similar electrical appliances. Safety. Particular requirements for battery chargers Measurement methods for electromagnetic fields of household appliances and similar apparatus with regard to human exposure Electromagnetic compatibility. Requirements for household appliances, electric tools and similar apparatus. Emission Electromagnetic compatibility. Requirements for household appliances, electric tools and similar apparatus. Immunity. Electromagnetic compatibility (EMC). Limits. Limits for harmonic current emissions (equipment input current ≤ 16 A per phase) Electromagnetic compatibility (EMC). Limits. Limitation of voltage changes, voltage fluctuations and flicker in public low-voltage supply systems, for equipment with rated current ≤ 16 A per phase and not subject to conditional connection	
7.	ADDITIONAL INFORMATION. THE TECHNICAL DOCUMENTATION FOR THE MACHINERY IS AVAILABLE FROM:	Name: Address: Country:	Authorised Representative Service 77 Camden Street Lower Dublin D02 XE80 Ireland	
SIGNED FOR AND ON BEHALF OF: PLACE OF ISSUE: DATE OF ISSUE (DD/MM/YYYY): NAME: FUNCTION: SIGNATURE:		YELLOW AND BLACK TOOLS LTD. ROMSEY, UK. 14/06/2021 TIM BURGOWNE QA MANAGER 		






EU DECLARATION OF CONFORMITY		  		UK DECLARATION OF CONFORMITY
1.	PRODUCT(S) COVERED BY THIS DECLARATION:	Product: UK Product Code No. EU Product Code No. Factory Reference No.	JCB 18V 4.0A Li-Ion Battery Super Fast Charger JCB-18VSFC, 21-18VSFC JCB-18VSFC-E PLCP-005A	Batch Number: P.O.
2.	IDENTIFICATION DETAILS OF MANUFACTURER:	Name: Address: Country:	Yellow & Black Tools Ltd. (T/A: JCB Tools) Unit 55 Romsey Industrial Estate, Greatbridge Road Romsey, Hampshire SO51 0HR UK	
	AUTHORISED REPRESENTATIVE:	Name: Address: Country:	Authorised Representative Service 77 Camden Street Lower Dublin DO2 XE80 Ireland	
3. THIS DECLARATION OF CONFORMITY IS ISSUED UNDER THE SOLE RESPONSIBILITY OF THE MANUFACTURER				
4.	OBJECT OF THE DECLARATION:	Product: Function:	18V 4.0A Li-Ion Battery Charger Fast Charging of JCB Li-Ion Battery Packs	
5i.	THE OBJECT OF THE DECLARATION DESCRIBED IN POINT 4 IS IN CONFORMITY WITH THE RELEVANT UNION HARMONISATION LEGISLATION:	2014/35/EU	The Low Voltage Directive	
		2014/30/EU	The Electromagnetic Compatibility Directive	
		2011/65/EU	The Restriction of Hazardous Substances Directive	
5ii.	THE OBJECT OF THE DECLARATION DESCRIBED IN POINT 4 IS IN CONFORMITY WITH THE RELEVANT UK STATUTORY INSTRUMENTS:	2016 No. 1101	The Electrical Equipment (Safety) Regulations 2016	
		2016 No. 1091	The Electromagnetic Compatibility Regulations 2016	
		2012 No. 3032	The Restriction of the Use of Certain Hazardous Substances in Electrical and Electronic Equipment Regulations 2012	
7.	ADDITIONAL INFORMATION. THE TECHNICAL DOCUMENTATION FOR THE MACHINERY IS AVAILABLE FROM:	EN 60335-1:2012+A11+A13	Household and similar electrical appliances. Safety. General requirements	
		EN 60335-2-29:2004+A2	Household and similar electrical appliances. Safety. Particular requirements for battery chargers	
		EN 62233:2008	Measurement methods for electromagnetic fields of household appliances and similar apparatus with regard to human exposure	
		EN 55014-1:2017	Electromagnetic compatibility. Requirements for household appliances, electric tools and similar apparatus. Emission	
		EN 55014-2:2015	Electromagnetic compatibility. Requirements for household appliances, electric tools and similar apparatus. Immunity.	
		EN 61000-3-2:2014	Electromagnetic compatibility (EMC). Limits. Limits for harmonic current emissions (equipment input current ≤ 16 A per phase)	
		EN 61000-3-3:2013	Electromagnetic compatibility (EMC). Limits. Limitation of voltage changes, voltage fluctuations and flicker in public low-voltage supply systems, for equipment with rated current ≤ 16 A per phase and not subject to conditional connection	
Name: Address: Country:	Authorised Representative Service 77 Camden Street Lower Dublin DO2 XE80 Ireland			
SIGNED FOR AND ON BEHALF OF: PLACE OF ISSUE: DATE OF ISSUE (DD/MM/YYYY): NAME: FUNCTION: SIGNATURE:	YELLOW AND BLACK TOOLS LTD. ROMSEY, UK. 17/06/2021 TIM BURGOWNE QA MANAGER 			





UK DECLARATION OF CONFORMITY

EU DECLARATION OF CONFORMITY		UK CA		UK DECLARATION OF CONFORMITY	
1.	PRODUCT(S) COVERED BY THIS DECLARATION:	Product: UK Product Code No. EU Product Code No. Factory Reference No.	JCB 18V 2x3.5A Li-Ion Battery Dual Fast Charger JCB-18VDC, 21-18VDC JCB-18VDC-E PLCP-035A	Batch Number: P.O.	
2.	IDENTIFICATION DETAILS OF MANUFACTURER:	Name: Address: Country:	Yellow & Black Tools Ltd. (T/A: JCB Tools) Unit 55 Romsey Industrial Estate, Greatbridge Road Romsey, Hampshire SO51 0HR UK		
	AUTHORISED REPRESENTATIVE:	Name: Address: Country:	Authorised Representative Service 77 Camden Street Lower Dublin DO2 XE80 Ireland		
3. THIS DECLARATION OF CONFORMITY IS ISSUED UNDER THE SOLE RESPONSIBILITY OF THE MANUFACTURER					
4.	OBJECT OF THE DECLARATION:	Product: Function:	18V 2x3.5A Dual Li-Ion Battery Charger Fast Charging of JCB Li-Ion Battery Packs		
5i.	THE OBJECT OF THE DECLARATION DESCRIBED IN POINT 4 IS IN CONFORMITY WITH THE RELEVANT UNION HARMONISATION LEGISLATION:	2014/35/EU	The Low Voltage Directive		
		2014/30/EU	The Electromagnetic Compatibility Directive		
		2011/65/EU	The Restriction of Hazardous Substances Directive		
5ii.	THE OBJECT OF THE DECLARATION DESCRIBED IN POINT 4 IS IN CONFORMITY WITH THE RELEVANT UK STATUTORY INSTRUMENTS:	2016 No. 1101	The Electrical Equipment (Safety) Regulations 2016		
		2016 No. 1091	The Electromagnetic Compatibility Regulations 2016		
		2012 No. 3032	The Restriction of the Use of Certain Hazardous Substances in Electrical and Electronic Equipment Regulations 2012		
		EN 60335-1:2012+A11+A13 EN 60335-2-29:2004+A2 EN 62233:2008 EN 55014-1:2017 EN 55014-2:2015 EN 61000-3-2:2014 EN 61000-3-3:2013	Household and similar electrical appliances. Safety. General requirements Household and similar electrical appliances. Safety. Particular requirements for battery chargers Measurement methods for electromagnetic fields of household appliances and similar apparatus with regard to human exposure Electromagnetic compatibility. Requirements for household appliances, electric tools and similar apparatus. Emission Electromagnetic compatibility. Requirements for household appliances, electric tools and similar apparatus. Immunity. Electromagnetic compatibility (EMC). Limits. Limits for harmonic current emissions (equipment input current ≤ 16 A per phase) Electromagnetic compatibility (EMC). Limits. Limitation of voltage changes, voltage fluctuations and flicker in public low-voltage supply systems, for equipment with rated current ≤ 16 A per phase and not subject to conditional connection		
7.	ADDITIONAL INFORMATION. THE TECHNICAL DOCUMENTATION FOR THE MACHINERY IS AVAILABLE FROM:	Name: Address: Country:	Authorised Representative Service 77 Camden Street Lower Dublin DO2 XE80 Ireland		
SIGNED FOR AND ON BEHALF OF: PLACE OF ISSUE: DATE OF ISSUE (DD/MM/YYYY): NAME: FUNCTION: SIGNATURE:		<p align="center">YELLOW AND BLACK TOOLS LTD. ROMSEY, UK. 23/06/2021 TIM BURGOWNE QA MANAGER</p> 